



NORTH BOONE MIDDLE SCHOOL

17641 POPLAR GROVE RD POPLAR GROVE, IL 61065 9014 (815) 765-9274

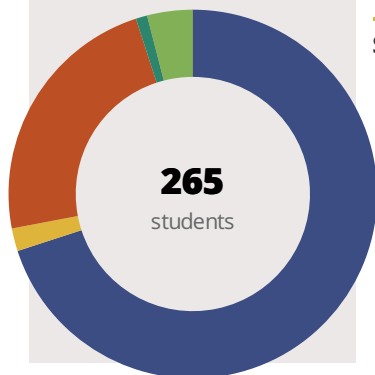
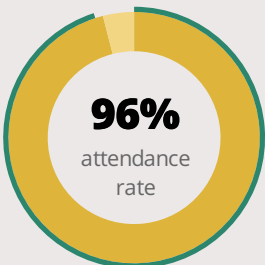
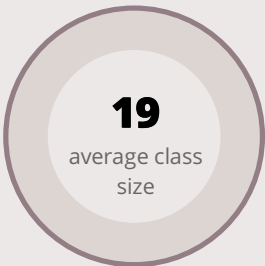
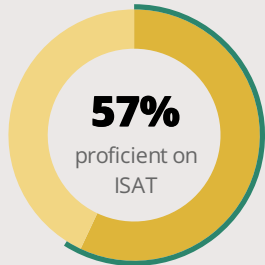
Grades: 7-8

Principal: Mrs.Lindsay Abbeduto

District: NORTH BOONE CUSD 200

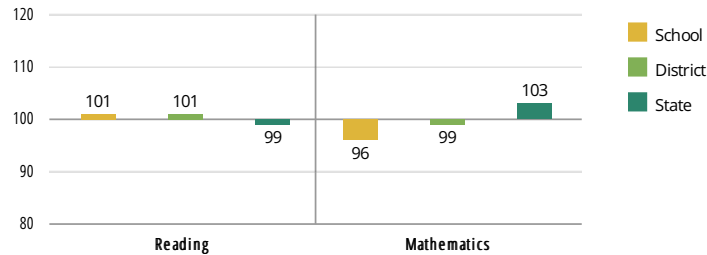
Superintendent: Dr.Steven Baule

FAST FACTS



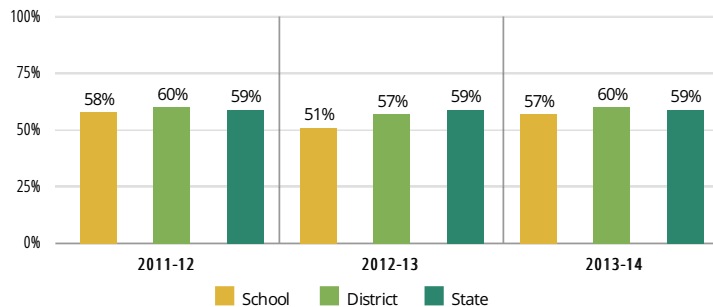
Academic Growth

To measure the amount of academic growth a school's students demonstrate, Illinois compares students' performance on the ISAT from one year to the next. Scores over 100 indicate that students are improving relative to their grade level, for example by moving from Below Standards to Meets Standards.



Academic Success

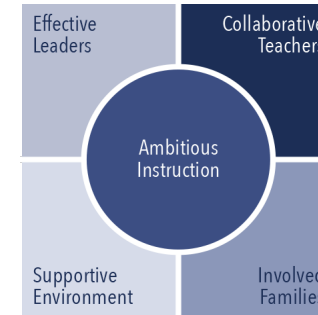
The percentage of students who meet or exceed standards on the Illinois Standards Achievement Test (ISAT).



Student Characteristics

White	70%	Low Income	51%
Black	2%	English Learners	3%
Hispanic	23%	With Disabilities	13%
Asian	1%	Homeless	2%
American Indian	0%		
Multiracial	4%		
Pacific Islander	0%		

School Environment



The **5Essentials Survey** allows students in grades 6-12 and all teachers to share their perspectives on essential conditions for learning. The anonymous survey consists of 5 components.

- Most implementation
- More implementation
- Average implementation
- Less implementation
- Least implementation

Response Rates

Students	-
Teachers	-

Less Effective Leaders

Do principals and teachers implement a shared vision for success?

Most Collaborative Teachers

Do teachers collaborate to promote professional growth?

More Ambitious Instruction

Are the classes challenging and engaging?

Least Supportive Environment

Is the school safe, demanding, and supportive?

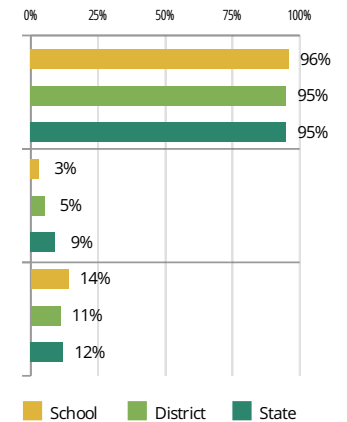
Average Involved Families

Does the entire staff build strong external relationships?

Student Attendance and Mobility

Attendance Rate

Rate at which students are present at the school, not including excused or unexcused absences

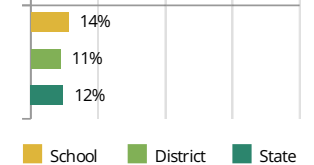


Chronic Truancy Rate

Percentage of students who have been absent without valid reasons for 5% or more of regular school days

Student Mobility

Percentage of students who transfer in or out of the school during the school year, not including graduates





NORTH BOONE MIDDLE SCHOOL

School Highlights

Academic Courses

7th Grade Algebra, 8th Grade Algebra, Art, Bilingual Programs/Courses, Bilingual Support, Character Counts, Choir, College Exploration, Computers, French Conversation and Culture, instrumental band, Peer Mentors, Spanish Conversation and Culture, Summer School, Title 1 Programs

Career Development Courses and Programs

Athletics

Boy's Basketball, Boy's Football, Boy's Soccer, Boy's Track & Field, Girl's Basketball, Girl's Competitive Cheerleading, Girl's Soccer, Girl's Track & Field, Girl's Volleyball

Physical Education, Health and Wellness

Health Education Courses, Nutrition, Physical Education

Other Programs and Activities

8-9th Grade Transition Workshops, Career Education Events, Conflict Resolution, Family Nights, FOR club, Homework Club, Mentoring Program, Student Council/Government

School Personnel Resources

General Administrator or General Supervi, Paraprofessional, Speech/Language Paraprofessional

School Awards

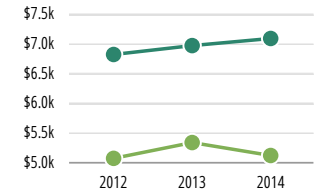
Golden Apple Teacher

Facilities

District Finance

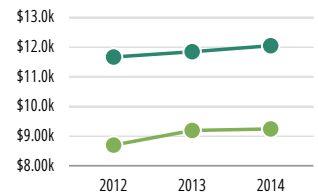
Instructional Spending per Pupil includes only the activities directly dealing with the teaching of students or the interaction between teachers and students

	2012	2013	2014
District	\$5,074	\$5,340	\$5,122
State	\$6,824	\$6,974	\$7,094



Operational Spending per Pupil includes only the activities directly dealing with the teaching of students or the interaction between teachers and students

	2012	2013	2014
District	\$8,696	\$9,189	\$9,240
State	\$11,664	\$11,842	\$12,045



Educator Measures

In the last six years, **2 principals** have led this school. In the last three years, an average of **42% of teachers** return to this school from one year to the next.

Measures of teacher attendance, and proficiency will be added to this report in 2015.

FOR MORE INFORMATION

Visit IllinoisReportCard.com to see additional details about each item of information for this school. There you will find charts spanning multiple years, detailed explanations, resources, more of the school's programs and activities, and powerful tools that let you dig deeper into data.

Most of this data has been collected by ISBE from school districts through data systems. Some information, such as the School Highlights, is entered directly by principals and can be updated throughout the year.