



MANCHESTER ELEM SCHOOL

3501 BLAINE RD POPLAR GROVE, IL 61065 9467 (815) 765-2826

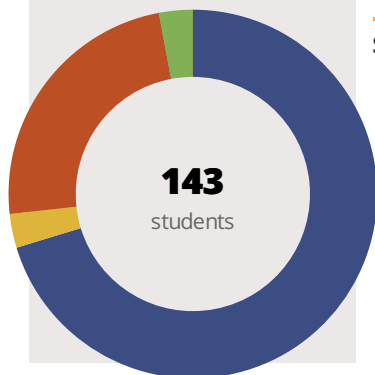
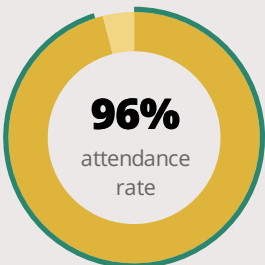
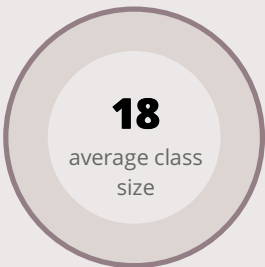
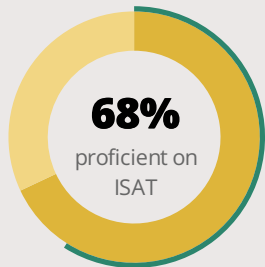
Grades: K-4

Principal: Erin Mccrystal

District: NORTH BOONE CUSD 200

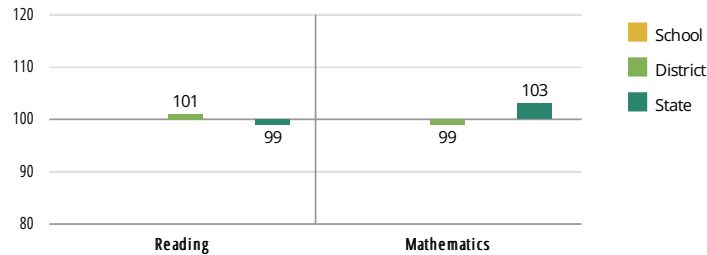
Superintendent: Dr. Steven Baule

FAST FACTS



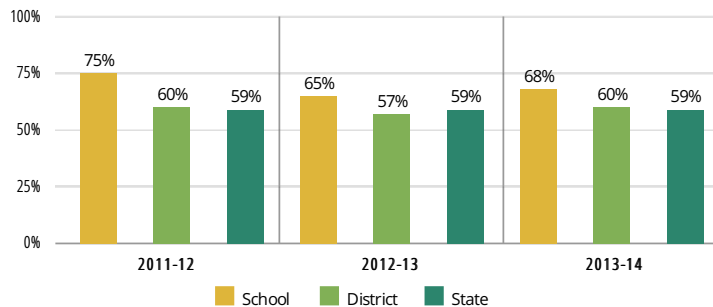
Academic Growth

To measure the amount of academic growth a school's students demonstrate, Illinois compares students' performance on the ISAT from one year to the next. Scores over 100 indicate that students are improving relative to their grade level, for example by moving from Below Standards to Meets Standards.



Academic Success

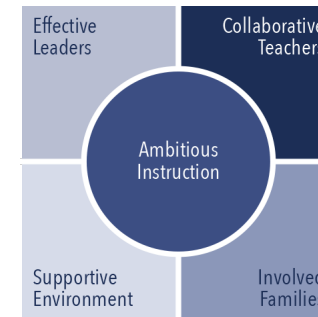
The percentage of students who meet or exceed standards on the Illinois Standards Achievement Test (ISAT).



Student Characteristics

White	71%	Low Income	48%
Black	3%	English Learners	14%
Hispanic	24%	With Disabilities	9%
Asian	0%	Homeless	1%
American Indian	0%		
Multiracial	3%		
Pacific Islander	0%		

School Environment



The **5Essentials Survey** allows students in grades 6-12 and all teachers to share their perspectives on essential conditions for learning. The anonymous survey consists of 5 components.

- Most implementation
- More implementation
- Average implementation
- Less implementation
- Least implementation

Response Rates

Students	-
Teachers	-

Less Effective Leaders

Do principals and teachers implement a shared vision for success?

Most Collaborative Teachers

Do teachers collaborate to promote professional growth?

More Ambitious Instruction

Are the classes challenging and engaging?

Least Supportive Environment

Is the school safe, demanding, and supportive?

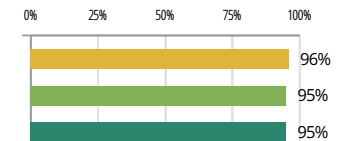
Average Involved Families

Does the entire staff build strong external relationships?

Student Attendance and Mobility


Attendance Rate

Rate at which students are present at the school, not including excused or unexcused absences



Chronic Truancy Rate

Percentage of students who have been absent without valid reasons for 5% or more of regular school days



Student Mobility

Percentage of students who transfer in or out of the school during the school year, not including graduates





MANCHESTER ELEM SCHOOL

School Highlights

Academic Courses

Bilingual Programs/Courses, Bilingual Support, Camp Invention, General Art, General Music

Career Development Courses and Programs

Physical Education, Health and Wellness

Health Education Courses, Nutrition

Athletics

Other Programs and Activities

Family Nights, Parent Associations, Bilingual Parent Advisory Group, Character Education

School Personnel Resources

Paraprofessional, Reading Teacher, Speech/Language Paraprofessional

School Awards

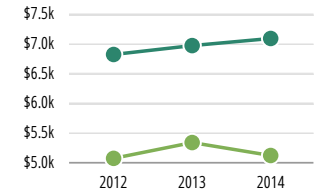
IPA Student Leadership Award, Student of the Month, Perfect Attendance Award, Summer Reading Incentive, Catch 'Em Being Good, Behavior Incentive Awards

Facilities

District Finance

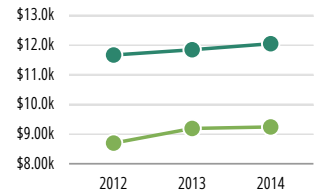
Instructional Spending per Pupil includes only the activities directly dealing with the teaching of students or the interaction between teachers and students

	2012	2013	2014
District	\$5,074	\$5,340	\$5,122
State	\$6,824	\$6,974	\$7,094



Operational Spending per Pupil includes only the activities directly dealing with the teaching of students or the interaction between teachers and students

	2012	2013	2014
District	\$8,696	\$9,189	\$9,240
State	\$11,664	\$11,842	\$12,045



Educator Measures

In the last six years, **1 principal** have led this school. In the last three years, an average of **70% of teachers** return to this school from one year to the next.

Measures of teacher attendance, and proficiency will be added to this report in 2015.

FOR MORE INFORMATION

Visit IllinoisReportCard.com to see additional details about each item of information for this school. There you will find charts spanning multiple years, detailed explanations, resources, more of the school's programs and activities, and powerful tools that let you dig deeper into data.

Most of this data has been collected by ISBE from school districts through data systems. Some information, such as the School Highlights, is entered directly by principals and can be updated throughout the year.