










## 1. What best describes your relationship to the district?

|  |   | Response Percent         | Response Count |
|--|---|--------------------------|----------------|
| Instructional staff member (non-administrative)                                      |  | 23.7%                    | 80             |
| Non-instructional staff member (custodial, food service, transportation, technology) |  | 5.0%                     | 17             |
| Administrator  |  | 1.2%                     | 4              |
| <b>Parent</b>  |  | <b>49.4%</b>             | <b>167</b>     |
| Student  |  | 3.8%                     | 13             |
| Other community member   |  | 16.9%                    | 57             |
|  |   | <b>answered question</b> | <b>338</b>     |
|  |   | <b>skipped question</b>  | <b>0</b>       |

## 2. At which level do you work, attend, or have the most interest?

|                             |   | Response Percent         | Response Count |
|-----------------------------|---|--------------------------|----------------|
| High School Level           |  | 36.6%                    | 119            |
| Middle Level (5-8)          |  | 24.3%                    | 79             |
| <b>Primary Level (Pk-4)</b> |  | <b>39.1%</b>             | <b>127</b>     |
|                             |   | <b>answered question</b> | <b>325</b>     |
|                             |   | <b>skipped question</b>  | <b>13</b>      |





### 3. Do you ever rent district facilities or belong to a group that does use our facilities outside of the school day?

|  |  | Response Percent | Response Count |
|--|--|------------------|----------------|
| Yes  |  | 17.9%            | 60             |
| Yes- I am a primary renter (e.g. I complete the rental agreement(s)) |  | 1.8%             | 6              |
| No   |  | 78.3%            | 263            |
| Unsure   |  | 2.1%             | 7              |
| answered question  |  |                  | 336            |
| skipped question   |  |                  | 2              |





### 4. How important do you feel it is to balance the district's budget this year?

|  |  | Response Percent | Response Count |
|--|--|------------------|----------------|
| Vital - the budget must be balanced; that is a basic responsibility of the district and Board            |  | 8.2%             | 8              |
| Important - it is important to balance the budget, but offsetting some deficit by using reserves is okay |  | 86.7%            | 85             |
| Not important  |  | 5.1%             | 5              |
| answered question  |  |                  | 98             |
| skipped question   |  |                  | 240            |




## 5. When considering budget reductions, how would you balance instructional priorities?

|   |   | Response<br>Percent      | Response<br>Count |
|---|---|--------------------------|-------------------|
| <b>Academic needs must be placed first.</b>   |  | 68.0%                    | 66                |
| Academic and extra-curricular needs must be balanced with a slight priority to academics.         |  | 26.8%                    | 26                |
| Academic and extra-curricular needs must be balanced.   |  | 4.1%                     | 4                 |
| Academic and extra-curricular needs must be balanced with a slight priority to extra-curriculars. |  | 1.0%                     | 1                 |
| Extra-curricular needs should be placed first.  |   | 0.0%                     | 0                 |
|   |   | <b>answered question</b> | <b>97</b>         |
|   |   | <b>skipped question</b>  | <b>241</b>        |




**6. In order to balance the budget, would you support moving to grade level centers instead of the current K-4 schools? As an example, all pre-K to 3 students would attend Poplar Grove and 4-6 would attend NBUE. Students would not be housed at Capron and Manchester until enrollment increased.**

|  |   | Response Percent | Response Count |
|--|---|------------------|----------------|
| Yes  |  | 39.8%            | 39             |
| No - I would rather support a referendum to maintain the current K-4 school arrangement                                |  | 38.8%            | 38             |
| No - I would rather cut athletics and other 5-12 programming (AP courses, music, etc.) than go to grade level centers. |  | 12.2%            | 12             |
| No opinion   |  | 11.2%            | 11             |
| <b>answered question</b>   |   |                  | <b>98</b>      |
| <b>skipped question</b>  |   |                  | <b>240</b>     |





**7. Do you feel students have adequate access to technology in school?**

|                          |  | Response Percent | Response Count |
|--------------------------|--|------------------|----------------|
| Yes                      |  | 73.5%            | 72             |
| No                       |   | 24.5%            | 24             |
| No opinion               |   | 2.0%             | 2              |
| <b>answered question</b> |  |                  | <b>98</b>      |
| <b>skipped question</b>  |  |                  | <b>240</b>     |




### 8. Do you feel staff have adequate access to technology in school?

|                          |  | Response Percent | Response Count |
|--------------------------|--|------------------|----------------|
| Yes                      |  | 80.4%            | 78             |
| No                       |   | 17.5%            | 17             |
| No opinion               |   | 2.1%             | 2              |
| <b>answered question</b> |  |                  | <b>97</b>      |
| <b>skipped question</b>  |  |                  | <b>241</b>     |




### 9. Can you speak to student access to student services personnel (counselors, social workers, etc.)?

|   |   | Response Percent | Response Count |
|---|---|------------------|----------------|
| Current access for students is better than 5 years ago. |  | 42.9%            | 42             |
| Current access is about the same as 5 years ago.        |  | 11.2%            | 11             |
| Current access for students is less than 5 years ago    |  | 11.2%            | 11             |
| No opinion  |  | 34.7%            | 34             |
| Comments or additional information                      |   |                  | 13             |
| <b>answered question</b>                                |   |                  | <b>98</b>      |
| <b>skipped question</b>                                 |   |                  | <b>240</b>     |



**10. Do you feel students are properly challenged with the new math curriculum?**

|                                    |   | Response Percent | Response Count |
|------------------------------------|---|------------------|----------------|
| Yes                                |  | 58.2%            | 57             |
| No                                 |  | 16.3%            | 16             |
| No opinion                         |  | 25.5%            | 25             |
| Comments or additional information |   |                  | 10             |
| answered question                  |   |                  | 98             |
| skipped question                   |   |                  | 240            |

**11. Do you feel students are properly challenged with the current reading/English curriculum?**

|                   |   | Response Percent | Response Count |
|-------------------|---|------------------|----------------|
| Yes               |  | 61.2%            | 60             |
| No                |  | 14.3%            | 14             |
| No opinion        |  | 24.5%            | 24             |
| answered question |   |                  | 98             |
| skipped question  |   |                  | 240            |

**12. Have you applied for any type of outside grant this year? (Monsanto, CFNI, NEA, etc.)**

|                   |  | Response Percent | Response Count |
|-------------------|--|------------------|----------------|
| Yes               |   | 22.9%            | 22             |
| No                |  | 77.1%            | 74             |
| answered question |  |                  | 96             |
| skipped question  |  |                  | 242            |

**13. Do you feel the community has adequate information about the County Sales Tax Referendum for School Facilities in order to make an informed decision at the April election?**

|     |  | Response Percent | Response Count |
|-----|--|------------------|----------------|
| Yes |  | 30.1%            | 28             |
| No  |  | 69.9%            | 65             |

What additional factual information would you want to have? 15






|                   |     |
|-------------------|-----|
| answered question | 93  |
| skipped question  | 245 |

**14. How important do you feel it is to balance the district's budget this year?**

|  |  | Response Percent | Response Count |
|--|--|------------------|----------------|
| Vital - the budget must be balanced; that is basic responsibility of the district and Board              |  | 32.4%            | 72             |
| Important - it is important to balance the budget, but offsetting some deficit by using reserves is okay |  | 65.3%            | 145            |
| Not important  |  | 2.3%             | 5              |





|                   |     |
|-------------------|-----|
| answered question | 222 |
| skipped question  | 116 |

## 15. When considering budget reductions how would you balance instructional priorities?




|   |   | Response<br>Percent      | Response<br>Count |
|---|---|--------------------------|-------------------|
| Academic needs must be placed first.  |  | 38.1%                    | 83                |
| <b>Academic and extra-curricular needs must be balanced with a slight priority to academics.</b>  |  | <b>40.8%</b>             | <b>89</b>         |
| Academic and extra-curricular needs must be balanced.   |  | 18.3%                    | 40                |
| Academic and extra-curricular needs must be balanced with a slight priority to extra-curriculars. |  | 1.4%                     | 3                 |
| Extra-curricular needs should be placed first.  |  | 1.4%                     | 3                 |
|   |   | <b>answered question</b> | <b>218</b>        |
|   |   | <b>skipped question</b>  | <b>120</b>        |







**16. In order to balance the budget, would you support moving to grade level centers instead of the current K-4 schools? As an example, all pre-K to 3 students would attend Poplar Grove and 4-6 would attend NBUE. Students would not be housed at Capron and Manchester until enrollment increased.**

|  |   | Response Percent | Response Count |
|--|---|------------------|----------------|
| Yes  |  | 44.9%            | 96             |
| No - I would rather support a referendum to maintain the current K-4 school arrangement                                |  | 43.0%            | 92             |
| No - I would rather cut athletics and other 5-12 programming (AP courses, music, etc.) than go to grade level centers. |  | 8.4%             | 18             |
| No opinion   |  | 5.1%             | 11             |
| <b>answered question</b>   |   |                  | <b>214</b>     |
| <b>skipped question</b>  |   |                  | <b>124</b>     |




**17. Do you feel students have adequate access to technology in school?**

|                          |  | Response Percent | Response Count |
|--------------------------|--|------------------|----------------|
| Yes                      |  | 70.7%            | 152            |
| No                       |   | 21.9%            | 47             |
| No opinion               |   | 7.4%             | 16             |
| <b>answered question</b> |  |                  | <b>215</b>     |
| <b>skipped question</b>  |  |                  | <b>123</b>     |




**18. Can you speak to student access to student services personnel (counselors, social workers, etc.)?**

|   |   | Response Percent | Response Count |
|---|---|------------------|----------------|
| Current access for students is better than 5 years ago. |  | 19.5%            | 42             |
| Current access is about the same as 5 years ago.        |  | 13.0%            | 28             |
| Current access for students is less than 5 years ago    |  | 7.0%             | 15             |
| <b>No opinion</b>                                       |  | <b>60.5%</b>     | <b>130</b>     |
|   | Comments or additional information  |                  | 13             |
|   | <b>answered question</b>  |                  | <b>215</b>     |
|   | <b>skipped question</b>   |                  | <b>123</b>     |




**19. Do you feel students are properly challenged with the new math curriculum?**

|            |   | Response Percent | Response Count |
|------------|---|------------------|----------------|
| Yes        |  | 63.1%            | 137            |
| No         |  | 18.9%            | 41             |
| No opinion |  | 18.0%            | 39             |
|            | Comments or additional information  |                  | 28             |
|            | <b>answered question</b>  |                  | <b>217</b>     |
|            | <b>skipped question</b>   |                  | <b>121</b>     |




**20. Do you feel students are properly challenged with the current reading/English curriculum?**

|                          |   | Response Percent | Response Count |
|--------------------------|---|------------------|----------------|
| Yes                      |  | 61.6%            | 133            |
| No                       |  | 22.2%            | 48             |
| No opinion               |  | 16.2%            | 35             |
| <b>answered question</b> |   |                  | <b>216</b>     |
| <b>skipped question</b>  |   |                  | <b>122</b>     |




**21. When you call the school, are you easily able to get to the correct person to address your issue?**

|                          |  | Response Percent | Response Count |
|--------------------------|--|------------------|----------------|
| Yes                      |  | 75.8%            | 163            |
| No                       |   | 9.3%             | 20             |
| Not applicable           |   | 14.9%            | 32             |
| <b>answered question</b> |  |                  | <b>215</b>     |
| <b>skipped question</b>  |  |                  | <b>123</b>     |




**22. If you have a child in grades 7-12, has the amount of the participation fee prevented him/her from participating in athletics or other extra-curricular programs?**

|  |   | Response Percent | Response Count |
|--|---|------------------|----------------|
| Yes  |  | 12.0%            | 26             |
| No   |  | 44.0%            | 95             |
| I don't have any students in grades 7 to 12. |  | 44.0%            | 95             |
| answered question                            |   |                  | 216            |
| skipped question                             |   |                  | 122            |



**23. Do you feel that the current school facilities are adequate for the students and the community?**

|                   |  | Response Percent | Response Count |
|-------------------|--|------------------|----------------|
| Yes               |  | 83.9%            | 261            |
| No                |   | 13.5%            | 42             |
| No opinion        |   | 2.6%             | 8              |
| answered question |  |                  | 311            |
| skipped question  |  |                  | 27             |



**24. Do you feel that the school buildings are kept clean and inviting?**

|                   |  | Response Percent | Response Count |
|-------------------|--|------------------|----------------|
| Yes               |  | 84.2%            | 262            |
| No                |   | 11.6%            | 36             |
| No opinion        |   | 4.2%             | 13             |
| answered question |  |                  | 311            |
| skipped question  |  |                  | 27             |

**25. Are you aware of the County Sales Tax Referendum for School Facilities on the April ballot?**

|                   |   | Response Percent | Response Count |
|-------------------|---|------------------|----------------|
| Yes               |   | 62.5%            | 193            |
| No                |  | 37.5%            | 116            |
| answered question |   |                  | 309            |
| skipped question  |   |                  | 29             |





**26. Do you feel you have adequate information about the County Sales Tax Referendum for School Facilities in order to make an informed decision at the April election?**

|   |   | Response Percent | Response Count |
|---|---|------------------|----------------|
| Yes   |  | 54.2%            | 166            |
| No  |  | 45.8%            | 140            |
| What additional factual information would you want to have? |   |                  | 23             |
| answered question   |   |                  | 306            |
| skipped question  |   |                  | 32             |




**27. Please provide any comments about the district's school facilities.**

|                          | Response<br>Count |
|--------------------------|-------------------|
|                          | 69                |
| <b>answered question</b> | <b>69</b>         |
| <b>skipped question</b>  | <b>269</b>        |

**28. Current elementary student fees are \$110; Middle School fees are \$140 & NBHS fees are \$270. Should the Board consider changing these for the 2013-2014 school year?**

|  |   | Response<br>Percent | Response<br>Count |
|--|---|---------------------|-------------------|
| Yes - fees should be increased in proportion to the increased costs of running the schools |    | 21.9%               | 67                |
| <b>No - fees should be left at the current rate</b>  |  | <b>36.3%</b>        | <b>111</b>        |
| No - fees should be reduced  |  | 12.7%               | 39                |
| Maybe - Fees should be set to align with the fees in other area districts                  |  | 29.1%               | 89                |
|  | <b>answered question</b>  |                     | <b>306</b>        |
|  | <b>skipped question</b>   |                     | <b>32</b>         |











### 29. What are your thoughts about rental fees for school facilities?

|   |   | Response Percent  | Response Count |
|---|---|-------------------|----------------|
| Use rental fees to try to make as much money for the district as possible.                            |  | 52.1%             | 160            |
| Use rental fees only to cover the actual costs of renting the building (s).                           |  | 42.3%             | 130            |
| Keep rental fees as low as possible for community organizations, even if it costs the district money. |  | 5.5%              | 17             |
|   |   | answered question | 307            |
|   |   | skipped question  | 31             |




### 30. If you have specific suggestions for reducing the budget, please enter them below. A list of reductions made over the past three years is available here.

|                   | Response Count |
|-------------------|----------------|
|                   | 110            |
| answered question | 110            |
| skipped question  | 228            |

### 31. Which of the following sources do you use to get information about NB Schools?

|   |   | Response Percent | Response Count |
|---|---|------------------|----------------|
| Information sent home with students         |    | 59.5%            | 172            |
| North Boone District blog or School blogs   |    | 23.2%            | 67             |
| North Boone Twitter account (@NBCUSD200)    |    | 2.1%             | 6              |
| North Boone Facebook                        |    | 13.1%            | 38             |
| <b>North Boone website (www.nbcusd.org)</b> |   | <b>75.1%</b>     | <b>217</b>     |
| Belvidere Daily Republican                  |    | 15.2%            | 44             |
| Boone County Journal                        |    | 13.1%            | 38             |
| Rockford Register Star                      |   | 38.1%            | 110            |
| Local television news                       |  | 38.1%            | 110            |
| Other (please specify)                      |  | 10.7%            | 31             |
| <b>answered question</b>                    |   |                  | <b>289</b>     |
| <b>skipped question</b>                     |   |                  | <b>49</b>      |

### 32. Do you receive North Boone School messenger messages on your phone or via text?

|                          |  | Response Percent | Response Count |
|--------------------------|--|------------------|----------------|
| Yes                      |  | 70.5%            | 203            |
| No                       |   | 27.8%            | 80             |
| Unsure                   |   | 1.7%             | 5              |
| <b>answered question</b> |  |                  | <b>288</b>     |
| <b>skipped question</b>  |  |                  | <b>50</b>      |



### 33. How could the district better communicate with you?

**Response  
Count**

53

**answered question**

**53**

**skipped question**

**285**